

Rule 4 34 - CVL

**The Insolvency Act 1986  
Statement of Company's Affairs**

**Pursuant to section 95/99 of  
the Insolvency Act 1986**

# S95/99

**For Official Use**

To the Registrar of Companies

|  |  |  |
|--|--|--|
|  |  |  |
|--|--|--|

**Company Number**

04953003


Name of Company

Speedy Mortar Limited

I / We  
Alisdair J Findlay  
Saxon House  
Saxon Way  
Cheltenham  
GL52 6QX

the liquidator(s) of the above named company attach a statement of the company affairs  
as at 10 February 2011

Signed



Date 10 February 2011

Findlay James  
Saxon House  
Saxon Way  
Cheltenham  
GL52 6QX

Ref SPEED01/AJF/KB

**For Official Use**

Insolvency

FRIDAY



\*A6PM0RR9\*

A36

18/02/2011

366

COMPANIES HOUSE

## Statement of Affairs

Statement as to affairs of

Speedy Mortar Limited

on the 10 February 2011 the date of the resolution for winding up

---


## Statement of truth

I believe that the facts stated in this Statement of Affairs are true

Full Name

William James Charles Garnier

Signed



Dated

10/02/2011


---

Speedy Mortar Limited  
Statement Of Affairs as at 10 February 2011

A - Summary of Assets

| Assets   | Book Value<br>£ | Estimated to<br>Realise<br>£ |
|--|-----------------|------------------------------|
| <b>Assets subject to fixed charge:</b>                             |                 |                              |
| <b>Assets subject to floating charge.</b>                          |                 |                              |
| <b>Uncharged assets:</b>   |                 |                              |
| Book Debts   | 11,359 51       | 8,519 63                     |
| Cash at Bank   | 643 10          | 643 10                       |
| Deposit for Costs  | 3,000 00        | 3,000 00                     |
| <b>Estimated total assets available for preferential creditors</b> |                 | <b>12,162 73</b>             |

Signature




Date

10/02/2011

Speedy Mortar Limited  
Statement Of Affairs as at 10 February 2011

A1 - Summary of Liabilities

|  |            | Estimated to<br>Realise<br>£ |
|--|------------|------------------------------|
| <b>Estimated total assets available for preferential creditors (Carried from Page A)</b>   |            | 12,162 73                    |
| <b>Liabilities</b>   |            |                              |
| Preferential Creditors -   |            | <u>NIL</u>                   |
| <b>Estimated deficiency/surplus as regards preferential creditors</b>  |            | 12,162 73                    |
| Debts secured by floating charge pre 15 September 2003   |            |                              |
| Floating Charge Creditors -  |            | <u>NIL</u>                   |
|  |            | 12,162 73                    |
| Estimated prescribed part of net property where applicable (to carry forward)  |            | NIL                          |
| Based on floating charge assets of Nil   |            |                              |
| <b>Estimated total assets available for floating charge holders</b>  |            | <u>12,162 73</u>             |
| Debts secured by floating charges  |            |                              |
|  |            | <u>NIL</u>                   |
| <b>Estimated deficiency/surplus of assets after floating charges</b>   |            | 12,162 73                    |
| Estimated prescribed part of net property where applicable (brought down)  |            | <u>NIL</u>                   |
| <b>Total assets available to unsecured creditors</b>   |            | 12,162 73                    |
| Unsecured non-preferential claims (excluding any shortfall to floating charge holders)   |            |                              |
| Trade & Expense Creditors  | 116,549 18 |                              |
| HMRC - VAT   | 3,743 00   |                              |
|  |            | <u>120,292 18</u>            |
| <b>Estimated deficiency/surplus as regards non-preferential creditors<br/>(excluding any shortfall in respect of F.C's post 14 September 2003)</b> |            | (108,129 45)                 |
| <b>Estimated deficiency/surplus as regards creditors</b>   |            | <u>(108,129 45)</u>          |
| Issued and called up capital   |            |                              |
| Ordinary Shareholders  | 100 00     |                              |
|  |            | <u>100 00</u>                |
| <b>Estimated total deficiency/surplus as regards members</b>   |            | <u>(108,229 45)</u>          |

Signature  Date 10/02/2011

**Findlay James**  
**Speedy Mortar Limited**  
**Creditors with Statement of Affairs Figures**

| Key                         | Name  | SofA 1            | SofA2       | SofA Total        |
|-----------------------------|---|-------------------|-------------|-------------------|
| CA02                        | A D P (L&T) Mixers Ltd                      | 339 11            | 0 00        | 339 11            |
| CA01                        | Autosmart                                   | 597 39            | 0 00        | 597 39            |
| CB02                        | Bramall Construction Limited                | 223 26            | 0 00        | 223 26            |
| CB01                        | British Telecom                             | 1,178 76          | 0 00        | 1,178 76          |
| CC01                        | Carlisle City Council                       | 48 00             | 0 00        | 48 00             |
| CC00                        | Ceram Research Limited                      | 1,204 38          | 0 00        | 1,204 38          |
| CC02                        | Clarke Mairs LLP                            | 16,000 00         | 0 00        | 16,000 00         |
| CE00                        | E & N Farrer Ltd                            | 1,221 51          | 0 00        | 1,221 51          |
| CF01                        | Fleet Factors                               | 972 43            | 0 00        | 972 43            |
| CF00                        | Freight Transport Association               | 912 88            | 0 00        | 912 88            |
| CG00                        | G W Rudd Motor Engineers                    | 5,000 00          | 0 00        | 5,000 00          |
| CG01                        | Grace Construction Products Ltd             | 526 50            | 0 00        | 526 50            |
| CH01                        | Hanson Aggregates                           | 11,386 42         | 0 00        | 11,386 42         |
| CH00                        | HM Revenue & Customs (VAT)                  | 3,743 00          | 0 00        | 3,743 00          |
| CH02                        | Hydratex                                    | 1,195 95          | 0 00        | 1,195 95          |
| CI02                        | Ian Johnson Electrical Services Ltd         | 62 40             | 0 00        | 62 40             |
| CL01                        | Lafarge Cement UK                           | 65,618 39         | 0 00        | 65,618 39         |
| CL00                        | Lakeland Minerals Limited                   | 3,439 80          | 0 00        | 3,439 80          |
| CB00                        | M C Beaty                                   | 705 00            | 0 00        | 705 00            |
| CS00                        | Saint & Co Chartered Accountants            | 1,175 00          | 0 00        | 1,175 00          |
| CS01                        | Stubbs Brothers Building Services Ltd       | 14 59             | 0 00        | 14 59             |
| CT01                        | Thomas Graham & Sons(Iron & Steel) Ltd      | 1,500 00          | 0 00        | 1,500 00          |
| CT00                        | Titterington's Truck & Trailer Services Ltd | 1,067 21          | 0 00        | 1,067 21          |
| CU00                        | United Utilities                            | 2,160 20          | 0 00        | 2,160 20          |
| <b>24 Entries Totalling</b> |   | <b>120,292.18</b> | <b>0.00</b> | <b>120,292.18</b> |

Signature

